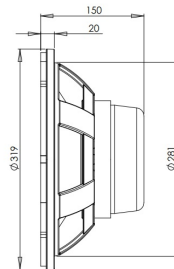
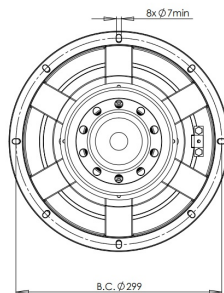


# 12BG100

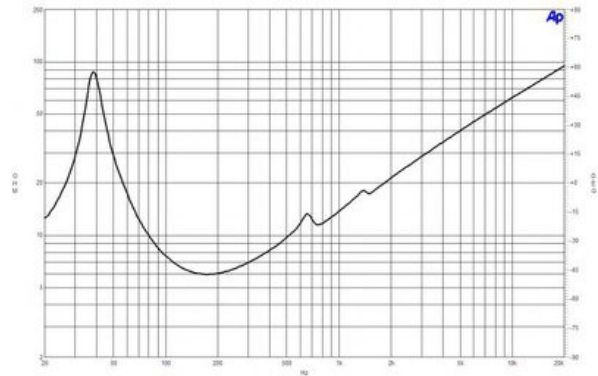
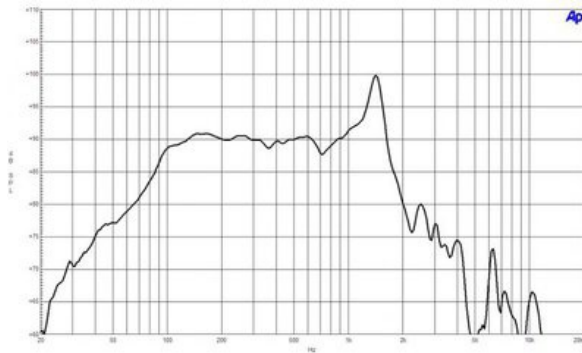
**8Ω****LF Drivers - 12.0 Inches**

- 2000 W continuous program power capacity
- 100 mm (4 in) copper voice coil
- 40 - 1000 Hz response
- 93 dB sensitivity
- FEA optimized Neodymium magnet assembly
- Aluminium demodulating ring for very low distortion
- Double silicone spider with optimized compliance
- Ventilated voice coil gap for reduced power compression



# 12BG100

LF Drivers- 12.0 Inches



## SPECIFICATIONS

Nominal Diameter	320 mm (12.0 in)
Nominal Impedance	8 Ω
Minimum Impedance	5.8 Ω
Nominal Power Handling <sup>1</sup>	1000 W
Continuous Power Handling <sup>2</sup>	2000 W
Sensitivity <sup>3</sup>	93.0 dB
Frequency Range	40 - 1000 Hz
Voice Coil Diameter	100 mm (4.0 in)
Winding Material	Copper
Former Material	Glass Fibre
Winding Depth	27.0 mm (1.05 in)
Magnetic Gap Depth	11.0 mm (0.43 in)
Flux Density	1.15 T

## DESIGN

Surround Shape	Roll
Cone Shape	Radial
Magnet Material	Neodymium Inside Slug
Spider	Double Silicone
Pole Design	T-Pole
Woofer Cone Treatment	TWP Waterproof Both Sides
Recommended Enclosure	40.0 dm <sup>3</sup> (1.41 ft <sup>3</sup> )
Recommended Tuning	40 Hz

## PARAMETERS<sup>4</sup>

Resonance Frequency	39 Hz
Re	5.1 Ω
Qes	0.35
Qms	6.8
Qts	0.33
Vas	41.0 dm <sup>3</sup> (1.45 ft <sup>3</sup> )
Sd	522.0 cm <sup>2</sup> (80.9 in <sup>2</sup> )
η <sub>o</sub>	0.7 %
Xmax	10.5 mm
Xvar	14.0 mm
Mms	152.0 g
Bl	23.0 Txm
Le	1.6 mH
EBP	111 Hz

## MOUNTING AND SHIPPING INFO

Overall Diameter	319 mm (12.5 in)
Bolt Circle Diameter	299 mm (11.8 in)
Baffle Cutout Diameter	281.0 mm (11.1 in)
Depth	137 mm (5.4 in)
Flange and Gasket Thickness	13 mm (0.5 in)
Air Volume Occupied by Driver	2.7 dm <sup>3</sup> (0.09 ft <sup>3</sup> )
Net Weight	8.2 kg (18.0 lb)
Shipping Units	1
Shipping Weight	9.1 kg (20.06 lb)
Shipping Box	360x360x200 mm (14.17x14.17x7.87 in)

## SERVICE KIT

RCK12BG1008

1. 2 hours test made with continuous pink noise signal within the range Fs-10Fs. Power calculated on rated nominal impedance. Loudspeaker in free air.
2. Power on Continuous Program is defined as 3 dB greater than the Nominal rating.
3. Applied RMS Voltage is set to 2.83 V for 8 ohms Nominal Impedance.
4. Thiele-Small parameters are measured after a high level 20 Hz sine wave preconditioning test.

**B&C Speakers s.p.a.**

Via Poggiomoro, 1 - Loc. Vallina, 50012 Bagno a Ripoli (FI) - ITALY - Tel. +39 055 65721 - Fax +39 055 6572312 - mail@bcspeakers.com