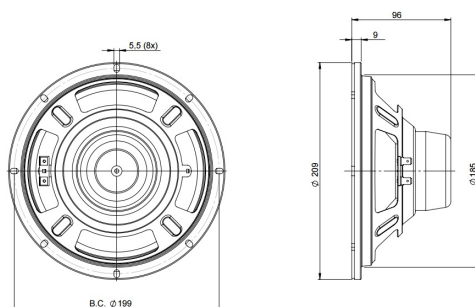


# 8CL51

16Ω

LF Drivers - 8.0 Inches

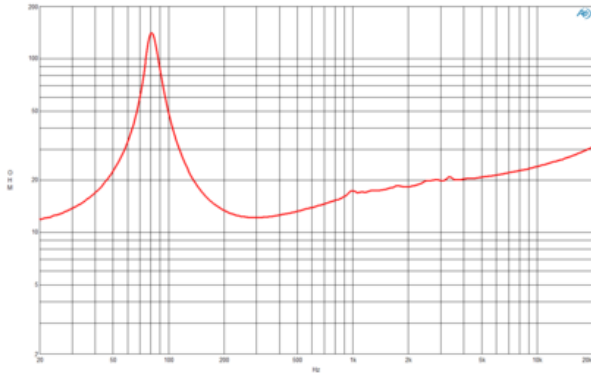
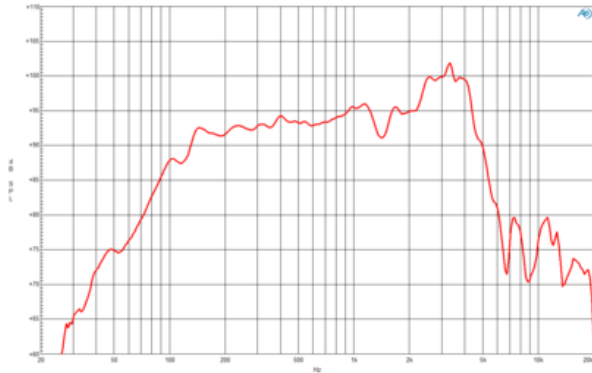


- 400 W continuous program power capacity
- 51 mm (2 in) copper voice coil
- 85 - 4000 Hz response
- 94 dB sensitivity
- Neodymium magnet allows a very light yet powerful motor assembly
- Shorting copper cap for extended HF response



# 8CL51

LF Drivers- 8.0 Inches



## SPECIFICATIONS

Nominal Diameter	200 mm (8.0 in)
Nominal Impedance	16 $\Omega$
Minimum Impedance	12.2 $\Omega$
Nominal Power Handling <sup>1</sup>	200 W
Continuous Power Handling <sup>2</sup>	400 W
Sensitivity <sup>3</sup>	94.0 dB
Frequency Range	85 - 4000 Hz
Voice Coil Diameter	51 mm (2.0 in)
Winding Material	Copper
Former Material	Glass Fibre
Winding Depth	17.0 mm (0.65 in)
Magnetic Gap Depth	8.0 mm (0.31 in)
Flux Density	1.15 T

## DESIGN

Surround Shape	Double Roll
Cone Shape	Exponential
Magnet Material	Neodymium Inside Slug
Spider	Single
Pole Design	Straight Pole
Woofer Cone Treatment	WP Waterproof Front Side
Recommended Enclosure	17.0 dm <sup>3</sup> (0.6 ft <sup>3</sup> )
Recommended Tuning	63 Hz

## PARAMETERS<sup>4</sup>

Resonance Frequency	83 Hz
Re	10.1 $\Omega$
Qes	0.54
Qms	8.9
Qts	0.51
Vas	9.5 dm <sup>3</sup> (0.34 ft <sup>3</sup> )
Sd	220.0 cm <sup>2</sup> (34.1 in <sup>2</sup> )
$\eta_o$	1.0 %
Xmax	6.0 mm
Xvar	4.5 mm
Mms	26.0 g
Bl	16.1 Txm
Le	0.9 mH
EBP	153 Hz

## MOUNTING AND SHIPPING INFO

Overall Diameter	209 mm (8.23 in)
Bolt Circle Diameter	199 mm (7.83 in)
Baffle Cutout Diameter	186.0 mm (7.32 in)
Depth	96 mm (3.78 in)
Flange and Gasket Thickness	9 mm (0.35 in)
Air Volume Occupied by Driver	1.1 dm <sup>3</sup> (0.04 ft <sup>3</sup> )
Net Weight	1.25 kg (2.76 lb)
Shipping Units	1
Shipping Weight	1.7 kg (3.75 lb)
Shipping Box	255x255x150 mm (10.04x10.04x5.91 in)

## SERVICE KIT

RCK008CL5116
--------------

1. 2 hours test made with continuous pink noise signal within the range Fs-10Fs. Power calculated on rated nominal impedance. Loudspeaker in free air.
2. Power on Continuous Program is defined as 3 dB greater than the Nominal rating.
3. Applied RMS Voltage is set to 4V for 16 ohms Nominal Impedance.
4. Thiele-Small parameters are measured after a high level 20 Hz sine wave preconditioning test.