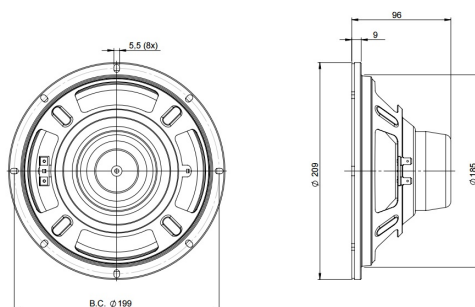


8CL51

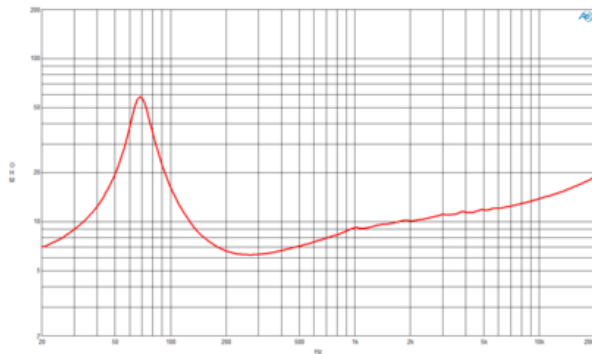
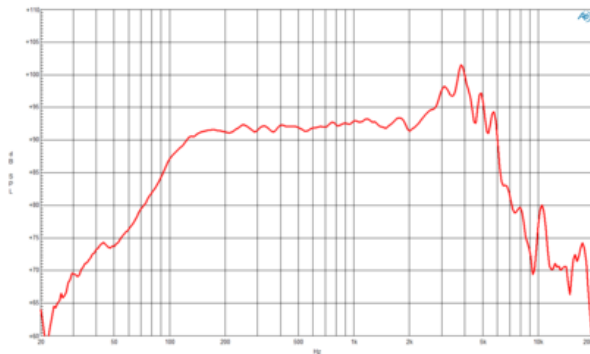
8Ω**LF Drivers** - 8.0 Inches

- 400 W continuous program power capacity
- 51 mm (2 in) copper voice coil
- 70 - 5000 Hz response
- 94 dB sensitivity
- Neodymium magnet allows a very light yet powerful motor assembly
- Shorting copper cap for extended HF response



8CL51

LF Drivers- 8.0 Inches



SPECIFICATIONS

Nominal Diameter	200 mm (8.0 in)
Nominal Impedance	8 Ω
Minimum Impedance	6.3 Ω
Nominal Power Handling ¹	200 W
Continuous Power Handling ²	400 W
Sensitivity ³	94.0 dB
Frequency Range	70 - 5000 Hz
Voice Coil Diameter	51 mm (2.0 in)
Winding Material	Copper
Former Material	Glass Fibre
Winding Depth	17.0 mm (0.67 in)
Magnetic Gap Depth	8.0 mm (0.31 in)
Flux Density	1.15 T

DESIGN

Surround Shape	Double Roll
Cone Shape	Exponential
Magnet Material	Neodymium Inside Slug
Spider	Single
Pole Design	Straight Pole
Woofer Cone Treatment	WP Waterproof Front Side
Recommended Enclosure	17.0 dm ³ (0.6 ft ³)
Recommended Tuning	63 Hz

PARAMETERS⁴

Resonance Frequency	69 Hz
Re	5.1 Ω
Qes	0.44
Qms	5.6
Qts	0.41
Vas	12.5 dm ³ (0.44 ft ³)
Sd	220.0 cm ² (34.1 in ²)
η_o	0.9 %
Xmax	6.5 mm
Xvar	6.0 mm
Mms	29.0 g
Bl	12.0 Txm
Le	0.5 mH
EBP	156 Hz

MOUNTING AND SHIPPING INFO

Overall Diameter	209 mm (8.23 in)
Bolt Circle Diameter	199 mm (7.83 in)
Baffle Cutout Diameter	186.0 mm (7.32 in)
Depth	96 mm (3.78 in)
Flange and Gasket Thickness	9 mm (0.35 in)
Air Volume Occupied by Driver	1.1 dm ³ (0.04 ft ³)
Net Weight	1.25 kg (2.76 lb)
Shipping Units	1
Shipping Weight	1.7 kg (3.75 lb)
Shipping Box	255x255x150 mm (10.04x10.04x5.91 in)

SERVICE KIT

RCK008CL518

1. 2 hours test made with continuous pink noise signal within the range Fs-10Fs. Power calculated on rated nominal impedance. Loudspeaker in free air.
2. Power on Continuous Program is defined as 3 dB greater than the Nominal rating.
3. Applied RMS Voltage is set to 2.83 V for 8 ohms Nominal Impedance.
4. Thiele-Small parameters are measured after a high level 20 Hz sine wave preconditioning test.