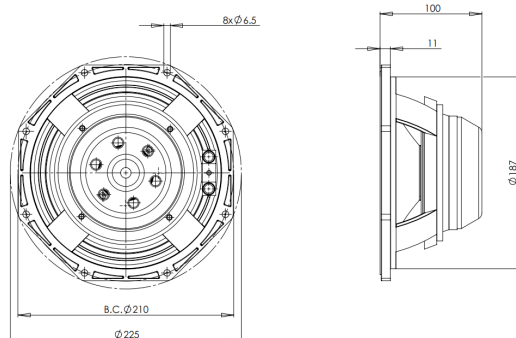


8NW51

16Ω

LF Drivers - 8.0 Inches

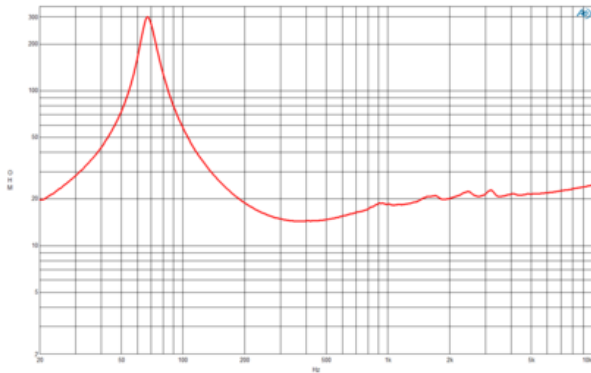
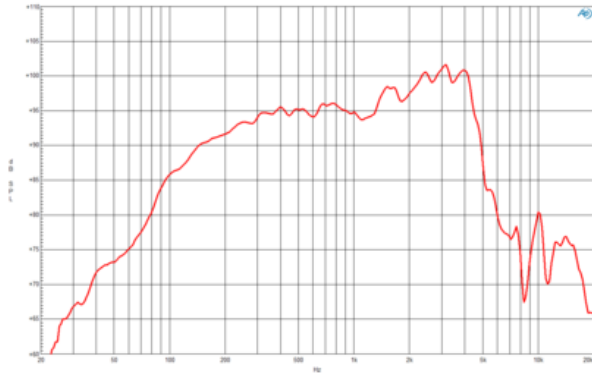


- 400 W continuous program power capacity
- 50 mm (2 in) copper voice coil
- 70 - 3000 Hz response
- 97 dB sensitivity
- Neodymium ring magnet assembly
- Shorting copper cap for extended HF response
- Ventilated voice coil gap for reduced power compression



8NW51

LF Drivers- 8.0 Inches



SPECIFICATIONS

Nominal Diameter	200 mm (8.0 in)
Nominal Impedance	16 Ω
Minimum Impedance	14.0 Ω
Nominal Power Handling ¹	200 W
Continuous Power Handling ²	400 W
Sensitivity ³	97.0 dB
Frequency Range	70 - 3000 Hz
Voice Coil Diameter	51 mm (2.0 in)
Winding Material	Copper
Former Material	Glass Fibre
Winding Depth	17.0 mm (0.67 in)
Magnetic Gap Depth	10.0 mm (0.4 in)
Flux Density	1.3 T

DESIGN

Surround Shape	Double Roll
Cone Shape	Exponential
Magnet Material	Neodymium Ring
Spider	Single
Pole Design	T-Pole
Woofer Cone Treatment	TWP Waterproof Both Sides

PARAMETERS⁴

Resonance Frequency	68 Hz
Re	10.7 Ω
Qes	0.23
Qms	6.3
Qts	0.22
Vas	14.0 dm ³ (0.49 ft ³)
Sd	220.0 cm ² (34.1 in ²)
η_o	1.8 %
Xmax	7.0 mm
Xvar	7.0 mm
Mms	27.0 g
Bl	23.0 Txm
Le	0.4 mH
EBP	295 Hz

MOUNTING AND SHIPPING INFO

Overall Diameter	225 mm (8.8 in)
Bolt Circle Diameter	210 mm (8.3 in)
Baffle Cutout Diameter	187.0 mm (7.4 in)
Depth	100 mm (4.0 in)
Flange and Gasket Thickness	11 mm (0.4 in)
Air Volume Occupied by Driver	1.1 dm ³ (0.04 ft ³)
Net Weight	3.0 kg (6.6 lb)
Shipping Units	1
Shipping Weight	3.45 kg (7.61 lb)
Shipping Box	255x255x150 mm (10.04x10.04x5.91 in)

SERVICE KIT

RCK008NW5116

1. 2 hours test made with continuous pink noise signal within the range Fs-10Fs. Power calculated on rated nominal impedance. Loudspeaker in free air.
2. Power on Continuous Program is defined as 3 dB greater than the Nominal rating.
3. Applied RMS Voltage is set to 4V for 16 ohm Nominal Impedance
4. Thiele-Small parameters are measured after a high level 20 Hz sine wave preconditioning test.