



VRX900

S E R I E S

VRX932LA-1

VRX928LA

VRX918S

VRX915S

VRX915M

VRX932LAP

VRX918SP

C O N S T A N T C U R V A T U R E L I N E A R R A Y



VRX900 LINE ARRAY

Addressing the growing need for a small format professional sound system, JBL developed the VRX932LA and VRX928LA Constant Curvature Line Arrays for sound rental companies, fixed installations, Musicians and DJ's looking for the ultimate in performance and portability. Featuring the performance of high end line arrays in two compact 8 inch and 12 inch formats, including a powered option in the 12 inch format. It is affordable, flexible and provides outstanding coverage and coherence. The VRX900 series shares components with the JBL VERTEC® Line Array Series, the worldwide touring industry standard. It is perfectly suited for use in smaller venues and small to medium sound reinforcement projects. Delivering extraordinary power handling, clarity and flexibility, the VRX900 Line Array speakers feature the hallmark of all JBL products - Stunning, legendary JBL sound.

VRX900 SUBWOOFER

For applications requiring the sonic and practical advantages of integrating the subwoofers into the flying array JBL offers the VRX918S and the VRX915S, two compact, high power, suspendable subwoofer systems using 15 inch and 18 inch Differential Drive® woofers in front loaded vented enclosures. A powered 18 inch option, VRX918SP is also available. The VRX918S was designed specifically for use in arrays with the VRX932LA, as the VRX915S complements perfectly the VRX928LA. Both subwoofers are equipped with a top-mounted, threaded, M20 socket that can receive the optional SS4-BK adjustable pole.

VRX915M STAGE MONITOR

The VRX915M is a dedicated, compact and lightweight 15 inch touring-class floor monitor. Its symmetrical designed enclosure enables convenient left-right orientation. With its low stage height and JBL's latest neodymium-magnet transducers, it delivers world class performance in the most demanding applications.



DURABLE CONSTRUCTION

VRX900 Series enclosures are constructed with premium quality birch plywood. Coated in JBL's rugged DuraFlex™ finish and heavily braced the systems are extremely durable, not to mention rigid and resonance free. The heavy duty steel grilles are internally lined with acoustically transparent foam to provide additional driver protection.

SIMPLIFIED RIGGING

Ease of set up and takedown is critical to ensuring high quality sound reinforcement that meets both time and cost restrictions. JBL's exclusive integral rigging hardware for the VRX900's allows the enclosures to be quickly and securely locked to one another by simply swinging a hinged bar into place and securing it with the included quick release pins. The optional VRX-AF or VRX-SMAF array frame attaches to the rigging hardware of each enclosure providing an easy to use, elegant suspension system for flown arrays. A second array frame may be installed at the bottom of an array for applications where the system must be aimed down sharply.

QUICK CONNECTIONS

The setup for VRX900 powered speakers is fast and easy. Simply connect up to three loudspeakers together by looping the power and audio cables from one unit to another. One power cable and one source cable can drive the entire system.



POWERED BY CROWN

Designed in cooperation with Crown International, the ultra compact, high-power JBL DrivePack® DPC-2 amplifier module features Crown's Class D digital power amplification circuitry. DBT (Dual-Bridged Technology™) directly links discrete amplifier channel outputs to each voice-coil in the Differential Drive loudspeaker. The DPC-2 incorporates Crown's BCA™ (Balanced Current Amplification) Class-I circuitry with temperature compensated modulation and state of the art feedback circuitry. An extraordinarily efficient passive cooling system eliminates noisy fans. The onboard DSP controls the system performance; protection, optimization, equalization and for the VRX932LAP, the Array Configuration Selector.



CONSTANT CURVATURE ARRAY


The challenge in designing a world-class line array is to create a controlled, coherent coverage pattern regardless of the number of cabinets used in the array. JBL's Constant Curvature Array Design does that and more. The VRX waveguide mounts three compression drivers on a continuous arc enabling them to work together acoustically as if they were a single driver, while dramatically increasing the power handling and acoustic output when compared to a single driver system. Additional enclosures can be added creating an uninterrupted, continuous arc with all of the drivers working together seamlessly as if they were one driver on a very long waveguide. This innovative technology provides unprecedented output coherence and stunning, clear high-frequency sound quality regardless of the configuration.

AMPLITUDE SHADING

Covering a venue with a smooth, consistent sound field is key to the success of any professional sound reinforcement project. The VRX accomplishes this with JBL's Array Configuration Selector, a convenient series of switches on each enclosure that controls the output of each high-frequency section in the array. With the VRX's amplitude shading you can set the upper enclosures in an array configuration to deliver more output for reaching a distant balcony while the lower enclosures can be 'shaded back' with less output for the front rows of the venue. Each section of the venue can be fine tuned for a balanced, seamless overall coverage pattern.

ARRAY TOOL

The VRX932LA and VRX928LA array tools provide visual help for the user to better understand and deploy a VRX900 Line Array. It can be found here: <http://www.jblpro.com/vrx/ARRAYTOOL.HTML>. Acoustic performance can be quickly assessed by simply creating a two dimensional view of the environment the VRX900 system would be used in. The effect of adding systems to the array and adjustments of the Array Configuration Selector can be quickly analyzed.



DIFFERENTIAL DRIVE® WOOFERS

Sound reinforcement professionals constantly ask for more power but less weight so JBL designed the VRX's drivers with much less weight than comparable drivers and yet significantly increased its power handling and output. Super lightweight neodymium magnets positioned inside the voice coil of each driver, a key feature of JBL's patented Differential Drive woofer design, reduce the massive steel top plates, back plates and pole pieces found in the 'magnetic circuits' of conventional loudspeakers. The VRX's dual voice coil design delivers greater power handling while maximizing the performance of each driver. An integrated heat sink ensures excellent heat dissipation and consistent, reliable performance. Overall, the VRX weighs less, has more power capacity, lowered distortion and lower power compression than any comparable system.



CONFIGURATIONS

FLY YOUR VRX900 ARRAY

VRX900 line arrays and subwoofers may be suspended using the VRX-AF and VRX-SMAF array frame. For fixed installations, 10mm forged eyebolts may also be used. See the VRX900 User Guide for details. www.jblpro.com

POLE MOUNT

To create a small, compact non-flying system, the VRX may be mounted on a tripod. For greater power and low-frequency extension, one or two VRX may be pole-mounted over their companion subwoofer, such as JBL's SRX718S, VRX918S/SP or VRX915S. JBL's dual angle pole sockets allow greater flexibility in aiming the speaker directly to the listeners. Unwanted acoustic reflections are reduced and overall system performance is improved.

SINGLE CABINET

When configured for smaller venues, or musicians working alone, the compact size, portability, light weight and stunning performance of the VRX allow it to be used as a single cabinet two-way utility speaker system that can be conveniently mounted on a tripod.

GROUND STACK

For reaching bleacher and stadium seating from ground level, the VRX's ingenious cabinet design allows it to be ground stacked in configurations of up to 4 enclosures delivering all of the power, clarity and control of a full flown line array system without the additional labor and expense.



STANDARD MODELS

DESCRIPTION

SPECIFICATION

POWERED MODELS

VRX928LA



System type:
 Frequency Range (-10 dB):
 Frequency Response (± 3 dB):
 Coverage pattern:
 Power¹ (Continuous/Program/Peak):

 Maximum System SPL²:

 Components:
 Dimensions (H x W x D):

 Weight:

8 inch, two way, line-array speaker
 70 Hz - 20 kHz
 87 Hz - 19 kHz
 100° x 15° nominal (horizontal x vertical)
 Passive: 400 W / 800 W / 1600W
 Bi-amp LF: 400 W / 800 W / 1600W
 Bi-amp HF: 30 W / 60 W / 120 W

 Passive: 122 dB;
 Bi-amp LF: 122 dB; Bi-amp HF: 128 dB
 LF: 2168H-1; HF: 2x 2414H (1.0 in voice coil)
 230 mm x 419 mm x 267 mm
 9.1 in x 16.5 in x 10.5 in
 12.7 kg (28 lb)

with JBL DrivePack® DPC-2

VRX932LA-1



System type:
 Frequency Range (-10 dB):
 Frequency Response (± 3 dB):
 Coverage pattern:
 Power¹ (Continuous/Program/Peak):

 Maximum System SPL²:

 Components:
 Amplifier:
 Dimensions (H x W x D):

 Weight:

12 inch, two way, line-array speaker
 57 Hz - 20 kHz
 75 Hz - 20 kHz
 100° x 15° nominal (horizontal x vertical)
 Passive: 800 W / 1600 W / 3200 W
 Bi-amp LF: 800 W / 1600 W / 3200 W
 Bi-amp HF: 75 W / 150 W / 300 W


 Passive: 130 dB;
 Bi-amp LF: 130 dB; Bi-amp HF: 139 dB
 LF: 2262H; HF: 3x 2407J (1.5 in voice coil)
 343 mm x 597 mm x 376 mm
 13.5 in x 23.5 in x 14.8 in
 21 kg (46 lb)



VRX932LAP

1750W Peak, 875W Continuous
 349 mm x 597 mm x 444 mm
 13.5 in x 23.5 in x 17.5 in
 24 kg (52 lb)

VRX915S




System type:
 Frequency Range (-10 dB):
 Frequency Response (± 3 dB):
 Power¹ (Continuous/Program/Peak):
 Maximum System SPL²:
 Components:
 Dimensions (H x W x D):

 Weight:

15 inch, bass-reflex subwoofer
 35 Hz - 250 Hz
 40 Hz - 250 Hz
 800 W / 1600 W / 3200 W
 126 dB
 LF: 2265G-1
 496 mm x 420 mm x 597 mm
 19.5 in x 16.5 in x 23.5 in
 26 kg (57 lb)

VRX918S



System type:
 Frequency Range (-10 dB):
 Frequency Response (± 3 dB):

 Power¹ (Continuous/Program/Peak):

 Maximum System SPL²:

 Components:
 Amplifier:
 Dimensions (H x W x D):

 Weight:

18 inch, bass-reflex subwoofer
 31 Hz - 220 Hz
 34 Hz - 220 Hz

 800 W / 1600 W / 3200 W

 130 dB

 LF: 2268H
 508 mm x 597 mm x 749 mm
 20.0 in x 23.5 in x 29.5 in
 37 kg (81 lb)



VRX918SP

1500W Peak, 800W Continuous

 38.5 kg (85 lb)

VRX915M



System type:
 Frequency Range (-10 dB):
 Frequency Response (± 3 dB):
 Coverage pattern:
 Power¹ (Continuous/Program/Peak):

 Maximum System SPL²:

 Components:
 Dimensions (H x W x D):

 Weight:

15 inch, two way, stage monitor
 60 Hz - 20 kHz
 70 Hz - 20 kHz
 50° x 90° nominal (horizontal x vertical)
 Passive: 800 W / 1600 W / 3200W
 Bi-amp LF: 800 W / 1600 W / 3200W
 Bi-amp HF: 75 W / 150 W / 300 W
 Passive: 133 dB;
 Bi-amp LF: 131 dB; Bi-amp HF³: 136 dB
 LF: 2265H; HF: 2452H (4.0 in voice coil)
 629 mm x 432 mm x 324 mm
 (375 mm stage height)
 24.75 in x 17 in x 12.75 in
 (14.75 in stage height)
 21 kg (46 lb)

1 IEC filtered noise with 6 dB crest factor, 2 hours.
 2 Calculated, based on power rating and sensitivity.
 3 Calculated, based on sensitivity on horn with Q of 6.3, averaged in the 2 kHz octave band.

Patents: 5,748,760 6,112,847 6,394,223
 6,847,726 6,768,806 6,774,510
 D483743 D483744

