

# WHARFEDALE PRO EVP-X MKII SERIES USER MANUAL



- EVP-X12 MKII
- EVP-X12M MKII
- EVP-X15 MKII
- EVP-X15M MKII
- EVP-X215 MKII
- EVP-X15B MKII
- EVP-X18B MKII
- EVP-X218B MKII

## ⚠ WARNING & SAFETY INSTRUCTIONS

### 1. READ ALL INSTRUCTIONS

Carefully and become familiar with the features and functions of these products before operating them.

### 2. RETAIN THESE INSTRUCTIONS

For future reference.

### 3. COMPLY WITH ALL WARNINGS

All warnings and instructions for this product should be adhered to.

### 4. USE WITH AMPLIFIERS

In order to avoid damage to drivers and other equipment, it is advisable to establish and follow a routine for powering up and powering down a sound system. With all system components connected, turn on source equipment (mixers, signal processors, record and playback units, etc.) BEFORE powering up amplifiers. Transient voltages from powering up source equipment can damage speakers if amplifiers are already turned on. Make sure that amplifier volumes are set to their minimum settings and power up any system amplifiers LAST. It is recommended that all system components be allowed to stabilize for several seconds before any source signals are introduced or level setting adjustments are made. Similarly, when shutting systems down, turn all amplifiers off first, before powering down any other system components.

### 5. CABLES

Do not use shielded or microphone cables for connection between amplifiers and speakers. Use only approved speaker cables with proper connectors.

### 6. RIGGING – SUSPENDING – MOUNTING

Suspending and mounting of these speaker systems can expose members of the public to serious health risks and even death. Under no circumstances attempt to rig, suspend or otherwise mount these speakers unless you are fully qualified and certified to do so by relevant local, state and national authorities. All relevant safety regulations must be followed. If you are not properly qualified or do not know of pertinent regulations, consult qualified personnel for advice.

### 7. CAUTION

These professional loudspeaker systems are capable of generating very high sound pressure levels. Use care with placement and operation to avoid exposure to excessive volume levels. Permanent hearing damage can result when operated to extreme levels.

### 8. SERVICE

There are no user serviceable parts inside this product. Users should not attempt to service this product. Warranty nullification could result if this is attempted.

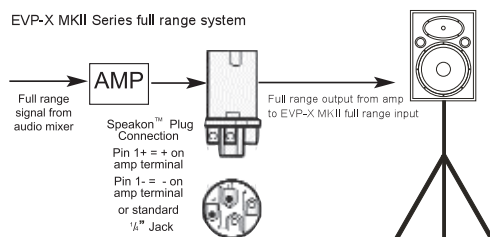
## Key Features

- 90°x 60°Elliptical Wave Guide.
- High power handling, high efficiency/ 1.75" Titanium diaphragm compression driver
- Integral High Frequency Driver Overload Protection
- Sophisticated crossover design enables smooth power and frequency response control through crossover region.
- Trapezoid shaper for arraying cabinets.
- Dual-angle(0°or-10°)35mm pole socket
- 2 x 4-Way High Impact Plastic Handles
- High frequency EQ switch to boost(+3 dB)or flat output
- High pass output for mid/high frequency satellite speakers(subwoofers only)
- Signal present and HF protect LED indicators on full range cabinets.

### EVP-X MKII FULL RANGE

EVP-X12 MKII EVP-X12M MKII EVP-X15 MKII EVP-X15M MKII EVP-X215 MKII

EVP-X MKII Series full range system



### CONNECTION

1. Connect the speaker cable securely to your EVP-X MKII cabinet and power amplifier(the amplifier should be OFF, POWER DOWN MIDE). Where possible use Speakon™ connectors as they are professional high current connections specifically designed for this application. Try to use the correct type of speaker cable according to the handling ability of your EVP-X MKII Series Cabinet. Use 2 conductor equal stranded insulated cable for speaker runs. It is always advisable to use heavier conductor cables on longer runs.

2. If using Speakon™, insert the speakon and rotate 1/8 of a turn until locked in. If using a jack plug insert until secure.

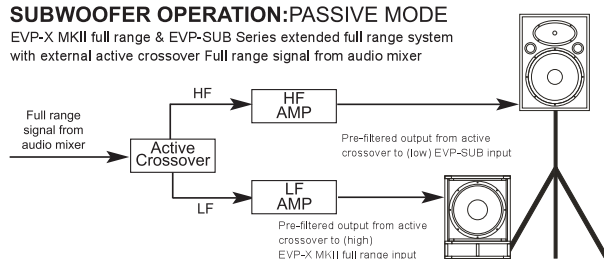
3. Power up amplifier with levels on zero. Confirm units are operating.

### EVP-X MKII FULL RANGE AND SUB BASS

EVP-X 15B MKII EVP-X18B MKII

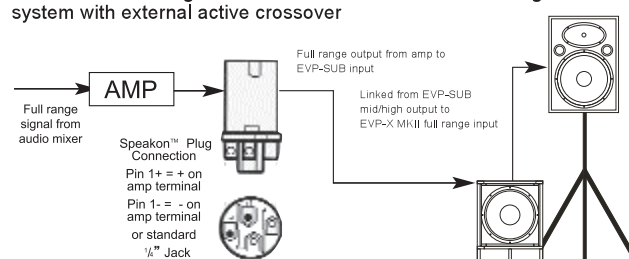
#### SUBWOOFER OPERATION: PASSIVE MODE

EVP-X MKII full range & EVP-SUB Series extended full range system with external active crossover Full range signal from audio mixer



#### SUBWOOFER OPERATION: ACTIVE MODE


EVP-X MKII full range & EVP-SUB Series extended full range system with external active crossover



# WHARFEDALE PRO EVP-X MKII SERIES USER MANUAL

## Specification sheet

Model	EVP-X12 MKII	EVP-X12M MKII	EVP-X15 MKII	EVP-X15M MKII	EVP-X215 MKII	EVP-X15B MKII	EVP-X18B MKII	EVP-X218B MKII
Configuration	two-way	two-way monitor	two-way	two-way monitor	Quasic 3-way	subwoofer	subwoofer	subwoofer
Frequency Response (+/- 3 dB)	55-20KHZ	60-20KHZ	45-20KHZ	50-20KHZ	40-20kHZ	40-250HZ	35-250HZ	30-250HZ
Power capacity								
Continuous	300W	300W	350W	350W	700W	400W	600W	1200W
Programme	600W	600W	700W	700W	1400W	800W	1200W	2400W
Peak	1200W	1200W	1400W	1400W	2800W	1600W	2400W	4800W
Nominal Impedance	8Ω	8Ω	8Ω	8Ω	4Ω	4Ω	4Ω	4Ω
Sensitivity(dB SPL @ 1W / 1M)	98dB	98dB	98dB	98dB	100dB	99dB	100dB	107dB
Max SPL (Peak)	129dB	129dB	130dB	130dB	135dB	131dB	134dB	137dB
Nominal coverage (H x V)	90° x 60°	90° x 60°	90° x 60°	90° x 60°	90° x 60°			
Crossover frequency	2.3kHz	2.4kHz	2.2kHz	2.3kHz	2.3kHz	150Hz	150Hz	150Hz
Hi Pass filter						100Hz	100Hz	100Hz
LF Size (mm / inches)	305/12"	305/12"	381/15"	381/15"	381/15"	381/15"	470/18"	470/18"
LF Voice coil (mm / inches)	2 layer 2.0"	2 layer 2.0"	2 layer 2.5"	2 layer 2.5"	2 layer 2.5"	4 layer 2.5"	4 layer 3.0"	4 layer 3.0"
HF Size (mm / inch)	1.75" Titanium	1.75" Titanium	1.75" Titanium	1.75" Titanium	1.75" Titanium			
HF Voice coil(mm / inch)	1.75"(44.5mm)	1.75"(44.5mm)	1.75"(44.5mm)	1.75"(44.5mm)	1.75"(44.5mm)			
HF Horn Waveguide Type	Elliptical	Elliptical	Elliptical	Elliptical	Elliptical			
HF Horn Waveguide Exit (mm / inch)	1"	1"	1"	1"	1"			
HF Protection	SK3	SK3	SK3	SK3	SK3			
Enclosure Material and Thickness	Particle board	Particle board	Particle board	Particle board	Particle board	Particle board	Particle board	Particle board
Enclosure Finish	black carpet	black carpet	black carpet	black carpet	black carpet	black carpet	black carpet	black carpet
Grille Material & Finish	1.2mm steel	1.2mm steel	1.2mm steel	1.2mm steel	1.2mm steel	1.2mm steel	1.2mm steel	1.2mm steel
Colour options	black	black	black	black	black	black	black	black
Pole mount	Two-angle (0° or -10°) 35 mm pole socket		Two-angle (0° or -10°) 35 mm pole socket			35mm	35mm	2 x 35mm
Handles	2 on sides	2 on sides	2 on sides	2 on sides	2 on sides	2 on sides	2 on sides	2 on sides
Input Connector Type	2xSpeakon+1/4" Jack	2xSpeakon+1/4" Jack	2xSpeakon+1/4" Jack	2xSpeakon+1/4" Jack	2xSpeakon+1/4" Jack	2xSpeakon+1/4" Jack	2xSpeakon+1/4" Jack	2xSpeakon+1/4" Jack
Hi Pass output connector type						1xSpeakon+1/4" Jack	1xSpeakon+1/4" Jack	1xSpeakon+1/4" Jack
Net Weight(Kg/lbs)	18.92 / 41.6	17.96 / 39.5	23.92 / 52.6	20.9 / 45.98	41.28 / 90.8	28.06 / 61.7	39.3 / 86.5	67 / 147.4
Gross Weight(Kg/lbs)	21.6 / 47.5	20.56 / 45.2	27.42 / 60.3	24.4 / 53.7	46.06 / 101.3	31.06 / 68.3	42.6 / 93.7	77 / 169.4
Product Dimensions (H x W x D)	590 x 430/297.5 x 370	560 x 424 x 441	675 x 460/294.5 x 450	645 x 445 x 473.5	1058 x 502/330 x 467	591 x 460 x 510	650 x 522 x 610	650 x 610 x 1020
Carton Dimensions (H x W x D)	655 x 492/328 x 408	480 x 616 x 490	750 x 524/324 x 486	501 x 691 x 532	1123 x 564/362 x 496	656 x 556 x 506	715 x 656 x 568	765 x 710 x 1120



### UNPACKING

All Wharfedale Pro products are fully checked before leaving the factory. After unpacking please inspect cabinets for any physical damage. Please retain the shipping carton if possible and internal packing material in case the unit needs to be returned. Please check as soon as possible the unit is functioning. In the event of any damage please contact your dealer immediately so that a written claim for damage can be made.

### WHARFEDALE PRO LIMITED WARRANTY

Wharfedale Pro products are warranted of manufacturing or material defects for a period of one year from the original date of purchase. In the event of malfunction, contact your authorized Wharfedale Pro dealer or distributor for information.

\*Be aware that warranty details may differ from country to country. Contact your dealers or distributor for information. These terms do not infringe your statutory rights.



Wharfedale Professional  
IAG House 13/14 Glebe Road Huntinadon Cambridgeshire PE29 7DL UK

Wharfedale Professional reserves the right to alter or improve specifications without notice. All rights reserved © 2014 Wharfedale Pro. Wharfedale Pro is a member of the IAG Group.